

4 simple steps to Be Emergency Ready

SURVIVAL PLAN

DISCUSSION GUIDE

Getting ready for an emergency is easier than you think.

By taking 20 minutes with your household to discuss what you'll do during an emergency, you could save their lives, as well as your home. This discussion guide is the first step in developing your emergency survival plan.




STEP 1: DISCUSS

What will you do in an emergency?
Get together and discuss a survival plan.



During an emergency how would you decide when to leave or stay?


Discuss what you would do in a **bushfire**

LEAVE		STAY
Leaving early is your safest option.		Only stay if you are physically and emotionally prepared to defend your home. Only those with well-prepared homes and survival plans.


Discuss what you would do in **extreme heat**

LEAVE		STAY
If you're not able to stay cool at home.		If you are able to keep your home cool enough.

Discuss what you would do in a **storm**

LEAVE		STAY
If significant damage has been done to your home.		If you have prepared your home and have a home emergency kit.

Discuss what you would do in a **flood**

LEAVE		STAY
If your home is inundated with water.		If surrounding roads are flooded and unsafe, and you home isn't inundated with water.

Where will you go if you need to leave?

Identifying safe places in different areas is a good idea.

- Discuss different evacuation options, which may include:
- Friend's house
 - Family member's house
 - Shopping Centre
 - Library

Evacuation centres should be a last resort – these will not be set up and identified to the public until they are needed.

Who do you need to check on in the event of an emergency?

- Discuss who you may need to check on. Examples include:
- Neighbours
 - Family
 - Friends

**Emergencies can strike anywhere, any time and without warning.
It is important to know your risk and make plans together ahead of time.**

STEP 2: PREPARE

How will you prepare your home?
Think about the actions you can take.



- ✓ Trim trees and shrubs
This will keep them from falling on your home during a storm, and stop fire spreading to buildings.



- ✓ Clear cuttings and gutters
Mow grass and clear the cuttings to minimise fuel for a fire near your house. Clear your gutters – embers can spark fires in fuel stuck in gutters and endanger your home. Clogged gutters increase the chances of water damage and flooding during heavy rain.



- ✓ First aid
Know how to help someone in an emergency and how to care for someone experiencing heat stress.



- ✓ Remove and secure
Remove material from around your home that can burn, like door mats, paint tins, gas bottles or wood piles. Remove smaller things that can be blown around by strong wind, like umbrellas or outdoor furniture. Secure larger items like trampolines, and parks cars under cover.



- ✓ Home Emergency Kit
Pack your home emergency kit, check it regularly.

Download the Home Emergency Kit checklist from esa.act.gov.au



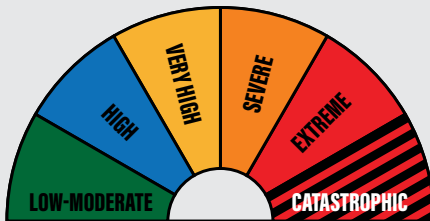
- ✓ Insurance
Keep your home and car insurance up to date.

STEP 3: KNOW

Do you understand emergency advice?
Learn about emergency warnings and alerts.



Fire Danger Ratings



SEVERE	Only stay if your home is well prepared and you are ready to defend it.
EXTREME	Only stay if your home is prepared to the highest level and is built to survive a bushfire.
CATASTROPHIC	Leaving is your only safe option.

Bushfire Alert Levels



ADVICE
A fire has started. There is no immediate danger. Stay up to date in case the situation changes.



WATCH AND ACT
There is a heightened level of threat. Conditions are changing. Start taking action to protect you and your family.



EMERGENCY WARNING
Emergency Warning is the highest level of alert. You may be in danger. Take action immediately. Any delay now risks your life.



For weather warnings and advice visit the Bureau of Meteorology at bom.gov.au

STEP 4: KEEP

How will you keep up to date?
Know where to find emergency information.



CALL General information **13 22 81**
Storm and Flood assistance **132 500**



FOLLOW
@ACT_ESA
@actemergencyservicesagency



VISIT
esa.act.gov.au



DOWNLOAD
Fires Near Me app
BOM app



LISTEN
Local radio

**In an emergency call
Triple Zero (000)**