

# 4 simple steps to Be Emergency Ready

## SURVIVAL PLAN

### DISCUSSION GUIDE

**Getting ready for an emergency is easier than you think.**

By taking 20 minutes with your household to discuss what you'll do during an emergency, you could save their lives, as well as your home. This discussion guide is the first step in developing your emergency survival plan.




### STEP 1: DISCUSS

**What will you do in an emergency?**  
Get together and discuss a survival plan.



**During an emergency how would you decide when to leave or stay?**


Discuss what you would do in a **bushfire**

LEAVE		STAY
Leaving early is your safest option.		Only stay if you are physically and emotionally prepared to defend your home. Only those with well-prepared homes and survival plans.


Discuss what you would do in **extreme heat**

LEAVE		STAY
If you're not able to stay cool at home.		If you are able to keep your home cool enough.

Discuss what you would do in a **storm**

LEAVE		STAY
If significant damage has been done to your home.		If you have prepared your home and have a home emergency kit.

Discuss what you would do in a **flood**

LEAVE		STAY
If your home is inundated with water.		If surrounding roads are flooded and unsafe, and you home isn't inundated with water.

**Where will you go if you need to leave?**

Identifying safe places in different areas is a good idea.

- Discuss different evacuation options, which may include:
- Friend's house
  - Family member's house
  - Shopping Centre
  - Library

Evacuation centres should be a last resort – these will not be set up and identified to the public until they are needed.

**Who do you need to check on in the event of an emergency?**

- Discuss who you may need to check on. Examples include:
- Neighbours
  - Family
  - Friends

**Emergencies can strike anywhere, any time and without warning.  
It is important to know your risk and make plans together ahead of time.**

## STEP 2: PREPARE

How will you prepare your home?  
Think about the actions you can take.



- ✓ Trim trees and shrubs  
This will keep them from falling on your home during a storm, and stop fire spreading to buildings.



- ✓ Clear cuttings and gutters  
Mow grass and clear the cuttings to minimise fuel for a fire near your house. Clear your gutters – embers can spark fires in fuel stuck in gutters and endanger your home. Clogged gutters increase the chances of water damage and flooding during heavy rain.



- ✓ First aid  
Know how to help someone in an emergency and how to care for someone experiencing heat stress.



- ✓ Remove and secure  
Remove material from around your home that can burn, like door mats, paint tins, gas bottles or wood piles. Remove smaller things that can be blown around by strong wind, like umbrellas or outdoor furniture. Secure larger items like trampolines, and parks cars under cover.



- ✓ Home Emergency Kit  
Pack your home emergency kit, check it regularly.

**Download the Home Emergency Kit checklist from [esa.act.gov.au](http://esa.act.gov.au)**



- ✓ Insurance  
Keep your home and car insurance up to date.

## STEP 3: KNOW

Do you understand emergency advice?  
Learn about emergency warnings and alerts.



### Fire Danger Ratings

#### MODERATE:

Plan and prepare

#### HIGH:

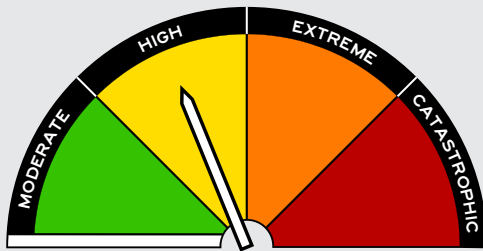
Be ready to act

#### EXTREME:

Take action now to protect life and property

#### CATASTROPHIC:

For your survival, leave bushfire risk areas



### Bushfire Alert Levels



#### ADVICE

A fire has started. There is no immediate danger. Stay up to date in case the situation changes.



#### WATCH AND ACT

There is a heightened level of threat. Conditions are changing. Start taking action to protect you and your family.



#### EMERGENCY WARNING

Emergency Warning is the highest level of alert. You may be in danger. Take action immediately. Any delay now risks your life.



For weather warnings and advice visit the Bureau of Meteorology at [bom.gov.au](http://bom.gov.au)

## STEP 4: KEEP

How will you keep up to date?  
Know where to find emergency information.



**CALL** General information **13 22 81**  
Storm and Flood assistance **132 500**



**FOLLOW**

**@ACT\_ESA**  
**@actemergencyservicesagency**



**VISIT**  
[esa.act.gov.au](http://esa.act.gov.au)



**DOWNLOAD**  
Fires Near Me app  
BOM app



**LISTEN**  
Local radio

**In a life-threatening emergency call Triple Zero (000)**



FOR HELP IN FLOODS AND STORMS CALL **132 500**

[esa.act.gov.au/be-emergency-ready](http://esa.act.gov.au/be-emergency-ready)



**Be Emergency Ready**